

SAFEMASTER STS/K Safety switch- and key interlock system Replacement set/K

Translation
of the original instructions



E. DOLD & SÖHNE KG
P.O. Box 1251 • D-78114 Furtwangen • Germany
Tel: +49 7723 6540 • Fax +49 7723 654356
dold-relays@dold.com • www.dold.com

0278797

Content

Symbol and Notes Statement.....	6
General Notes	6
Notes	6
Product Description	7
Installation Examples.....	7
Approvals and Markings	7
Design and Operation.....	7
Technical Data	8
Dimensions [mm].....	8
Variants and Accessories	8
Note - Variants and Accessories	8

Symbol and Notes Statement



DANGER:
Indicates that death or severe personal injury will result if proper precautions are not taken.



WARNING:
Indicates that death or severe personal injury can result if proper precautions are not taken.



CAUTION:
Indicates that a minor personal injury can result if proper precautions are not taken.



INFO:
Referred information to help you make best use of the product.



ATTENTION:
Warns against actions that can cause damage or malfunction of the device, the device environment or the hardware / software result.

General Notes

The product hereby described was developed to perform safety functions as a part of a whole installation or machine. A complete safety system normally includes sensors (SAFEMASTER STS/K System), evaluation units, signals and logical modules for safe disconnections. The manufacturer of the installation or machine is responsible for ensuring proper functioning of the whole system. DOLD cannot guarantee all the specifications of an installation or machine that was not designed by DOLD. The total concept of the control system into which the device is integrated must be validated by the user. DOLD also takes over no liability for recommendations which are given or implied in the following description. The following description implies no modification of the general DOLD terms of delivery, warranty or liability claims.

Notes



Risk!
Danger to life or risk of serious injuries.

- Hazards must be ruled out before a key can be entered and the movable part of the guard can then be opened!



INFO

- For information regarding use in the system and validation according to EN ISO 13849-2, see SAFEMASTER STS application guide.
- Take advantage of the advice of the **E. DOLD & SÖHNE KG** specialists regarding the choice of units and combination of a system.



ATTENTION !

- To avoid wrong usage (e.g. by overload, mounting position or usage in acid, alkaline or other hostile ambient conditions) the limitations of the product have to be observed. Please check in advance if your application requires the usage of the more robust stainless steel model of SAFEMASTER STS. The requirements of the mounting and operating instruction must be fulfilled.



Before installing, operating or maintaining this device, these instructions must be carefully read and understood.



The installation must only be done by a qualified electrician!



The installation must only be done by a qualified mechanic!



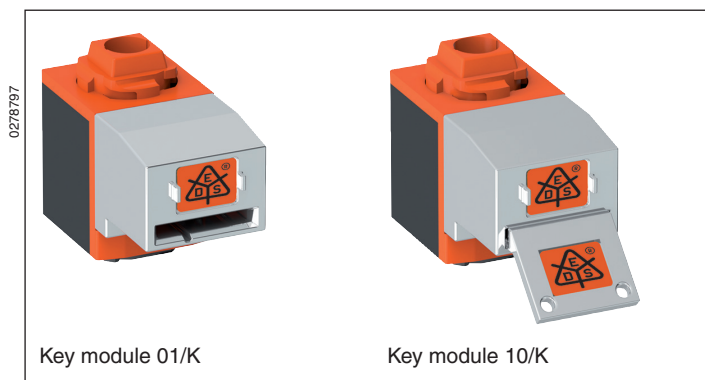
Do not dispose of household garbage!
The device must be disposed of in compliance with nationally applicable rules and requirements.



Storage for future reference.

To help you understand and find specific text passages and notes in the operating instructions, we have important information and information marked with symbols.

SAFEMASTER STS/K Safety switch- and key interlock system Replacement Set/K



STS/K-System Benefits

- EU-Test certificate according to the directive 2006/42/EG, annex IX
- For safety applications up to PLe/Cat. 4 according to DIN EN/ISO 13849-1
- Modular and expandable system
- Rugged stainless steel and plastic design
- Wireless mechanical safeguarding
- Easy installation through comprehensive accessories
- Protection against lock-in
- Coding level low, medium, high according to DIN EN ISO 14119:2014-03

Features

- Quick and safe solution for lost keys
- Module expansions possible below and above the module
- With or without protective cover installed
- Facilitate protection against lock-in
- Reduces wiring work and analysis function in the switching cabinet
- Choice of direction in 4 increments of 90°
- Especially suitable for inverted function at difficult mounting position and additional electrical actuator monitoring
- This module is also available in stainless steel

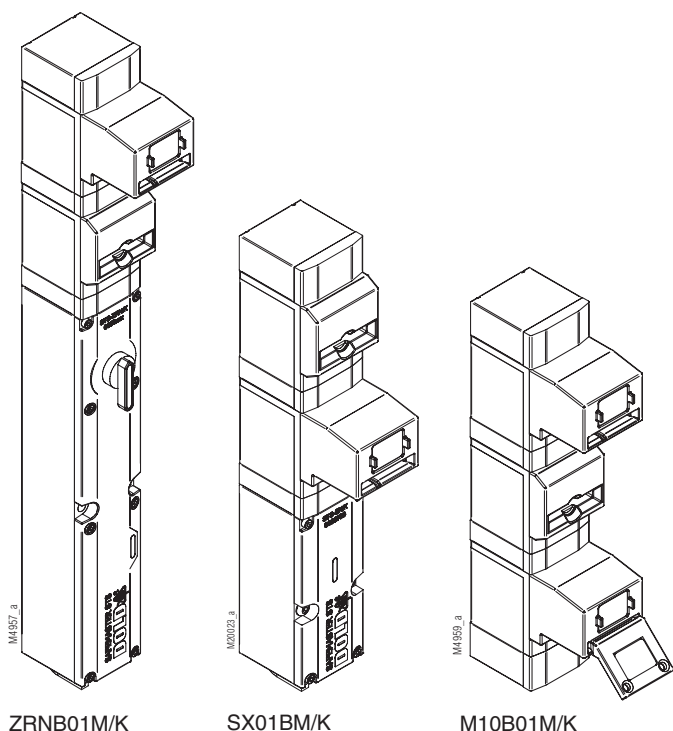
Product Description

There is a replacement set of keys available for lost or damaged STS keys. This allows the continued safe use of the SAFEMASTER STS/K System after the loss of a key.

Approvals and Markings



Installation Examples



Design and Operation

The safety switch and key transfer system SAFEMASTER STS/K protects persons, machines, plants and products. For this purpose, a required operation sequence is forced to open door locks on separating guards.

When a key is lost the mechanical door lock would not open or the installation could not be started again. For some applications of key transfer systems a spare or master key is required. According to product standard DIN EN ISO 14119:2014-03 a second key or master key, however, always harbours the danger that 2 of the same keys will be in use simultaneously.

DOLD has therefore developed a replacement set which prevents the simultaneous use of two of the same keys, for instance, if a lost key shows up again. When using a replacement set, key modules to which the lost key belongs can be recoded by DOLD so that 2 exact keys can never be used.

The STS/K replacement set is an important part of the SAFEMASTER STS safety concept to meet the requirements of all relevant standards and guidelines.

Technical Data

Enclosure: PA + GF
 Internal parts and inserting slots: Stainless steel V4A / AISI 316 / AISI 630
 Ambient temperature: - 25 °C bis + 60 °C
 Application: only as part of a unit of the SAFEMASTER STS/K series

Coding level high according to DIN EN ISO 14119:2014-03

ATTENTION !



To avoid wrong usage (e.g. by overload, mounting position or usage in acid, alkaline or other hostile ambient conditions) the limitations of the product have to be observed. Please check in advance if your application requires the usage of the more robust stainless steel model of SAFEMASTER STS. The requirements of the mounting and operating instruction must be fulfilled.

Variants and Accessories

Replacement set 01/K:

Consisting of key module 01/K and key;
 Primary application when safety keys are used.

Replacement set 10/K:

Consisting of key module 10/K and key;
 Primary application when an authorisation/enabling key is used.

Replacement set 11/K:

Consisting of key module 01/K, key module 10/K and key;
 Primary application when key transfer functions are used.

STS/K units including the actuator modules K/K for inverted applications or deviating operating sequences. For more information, refer to the data sheet actuator modules K/K.

Note - Variants and Accessories

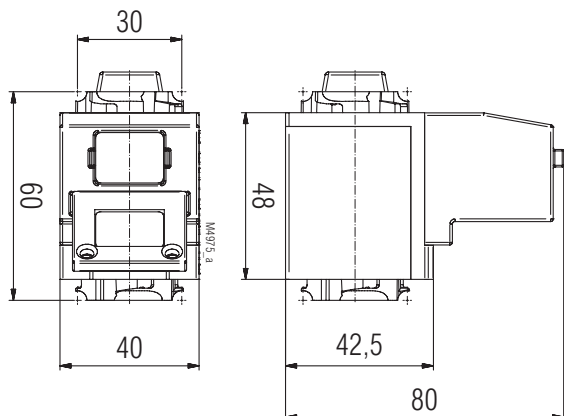
All replacement sets can also be made for key modules with additional protective cover. The product designation of the replacement set will end then with „S“.

Example

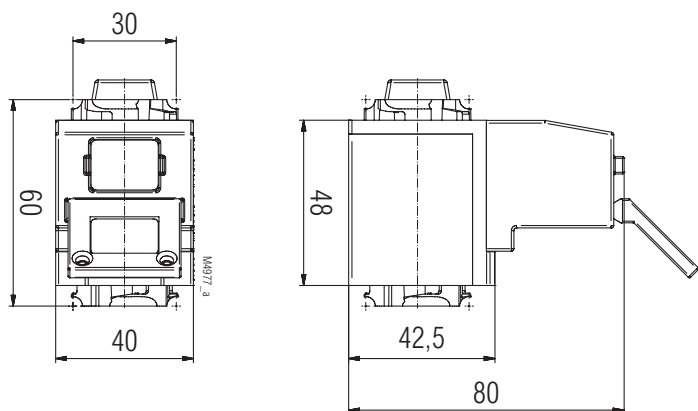
Replacement set 11/K with protective cover will be replacement set 11S/K

Additional information for the installation and use of a key module 10/K or 10S/K directly above an electrical STS/K module is available in the data sheets actuator module K/K and switching module RX/K and solenoid locking module YRX/K.

Dimensions [mm]



Key module 01/K



Key module 10/K

