

SAFEMASTER STS/K
Safety switch-
and key interlock system
End module M/K
and bayonet ring/K

Translation
of the original instructions



E. DOLD & SÖHNE KG
 P.O. Box 1251 • D-78114 Furtwangen • Germany
 Tel: +49 7723 6540 • Fax +49 7723 654356
 dold-relays@dold.com • www.dold.com

0278796

Content

Symbol and Notes Statement.....	6
General Notes	6
Notes	6
Product Description	7
Installation Examples.....	7
Approvals and Markings	7
Design and Operation.....	7
Technical Data	8
Ordering Designation.....	8
Dimension [mm].....	8



Before installing, operating or maintaining this device, these instructions must be carefully read and understood.



The installation must only be done by a qualified electrician!



The installation must only be done by a qualified mechanic!



Do not dispose of household garbage!
The device must be disposed of in compliance with nationally applicable rules and requirements.



Storage for future reference.

To help you understand and find specific text passages and notes in the operating instructions, we have important information and information marked with symbols.

Symbol and Notes Statement



DANGER:
Indicates that death or severe personal injury will result if proper precautions are not taken.



WARNING:
Indicates that death or severe personal injury can result if proper precautions are not taken.



CAUTION:
Indicates that a minor personal injury can result if proper precautions are not taken.



INFO:
Referred information to help you make best use of the product.



ATTENTION:
Warns against actions that can cause damage or malfunction of the device, the device environment or the hardware / software result.

General Notes

The product hereby described was developed to perform safety functions as a part of a whole installation or machine. A complete safety system normally includes sensors (SAFEMASTER STS/K System), evaluation units, signals and logical modules for safe disconnections. The manufacturer of the installation or machine is responsible for ensuring proper functioning of the whole system. DOLD cannot guarantee all the specifications of an installation or machine that was not designed by DOLD. The total concept of the control system into which the device is integrated must be validated by the user. DOLD also takes over no liability for recommendations which are given or implied in the following description. The following description implies no modification of the general DOLD terms of delivery, warranty or liability claims.

Notes



Risk!

Danger to life or risk of serious injuries.

- Hazards must be ruled out before a key can be entered and the movable part of the guard can then be opened!



INFO

- For information regarding use in the system and validation according to EN ISO 13849-2, see SAFEMASTER STS application guide.
- Take advantage of the advice of the **E. DOLD & SÖHNE KG** specialists regarding the choice of units and combination of a system.



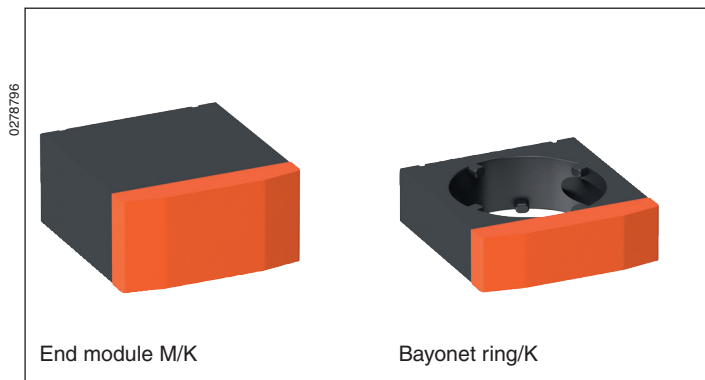
ATTENTION !

- To avoid wrong usage (e.g. by overload, mounting position or usage in acid, alkaline or other hostile ambient conditions) the limitations of the product have to be observed. Please check in advance if your application requires the usage of the more robust stainless steel model of SAFEMASTER STS. The requirements of the mounting and operating instruction must be fulfilled.

SAFEMASTER STS/K

Safety switch- and key interlock system

End module M/K and Bayonet Ring/K



STS/K-System Benefits

- EU-Test certificate according to the directive 2006/42/EG, annex IX
- For safety applications up to PLe/Cat. 4 according to DIN EN/ISO 13849-1
- Modular and expandable system
- Rugged stainless steel and plastic design
- Wireless mechanical safeguarding
- Combines the benefits of safety switch, locking module and key transfer in a single system
- Easy installation through comprehensive accessories
- Protection against lock-in
- Coding level low, medium, high according to DIN EN ISO 14119:2014-03

Features

- For assembly and installation of the STS units
- Choice of direction in 4 increments of 90°
- Simple assembly by plugging and turning
- This accessories are also available in stainless steel

Product Description

End module M/K

End module M/K can be used to terminate functional units, e. g. M10BM/K. It offers several mounting options.

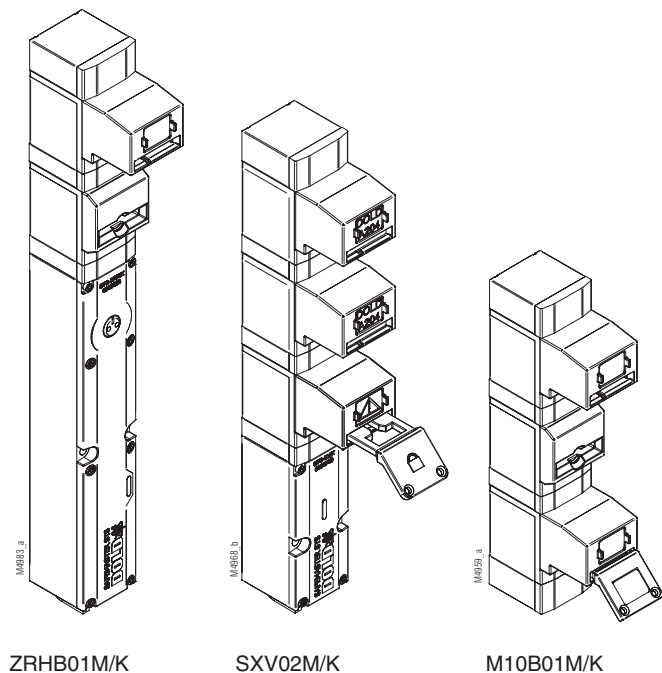
Bayonet ring/K

The bayonet ring/K is used to combine individual modules into a functional unit (e. g. M12BM/K). Its design allows for several mounting versions. The bayonet principle ensures the easy and simple installation or dismantling of units. Being able to rotate the bayonet rings in 90° increments allows installation according to the conditions.

Approvals and Markings



Installation Examples



Design and Operation

End module M/K

The end module M/K absorbs forces acting on the mechanical module and transfers them to its mounting. The connection between the mechanical modules is not rigid, but rather features a certain play. Therefore the SAFEMASTER STS/K units can also be mounted on uneven surfaces.

Bayonet ring/K

The bayonet ring/K absorbs the forces acting between the modules and transfers them to its mounting. Again, the connection between the modules is not rigid here but exhibits a certain amount of play allowing to mount the SAFEMASTER STS/K units also on uneven surfaces.

Technical Data

Enclosure:	Stainless steel V4A / AISI 316
Cover:	PA + GF
Application:	Installation parts to connect or as end module of the SAFEMASTER STS/K modules. They are also used, at the same time, to fasten the complete functional unit.

ATTENTION !



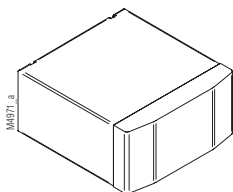
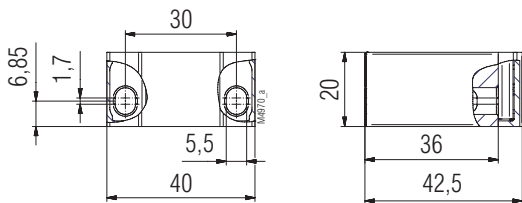
To avoid wrong usage (e.g. by overload, mounting position or usage in acid, alkaline or other hostile ambient conditions) the limitations of the product have to be observed. Please check in advance if your application requires the usage of the more robust stainless steel model of SAFEMASTER STS. The requirements of the mounting and operating instruction must be fulfilled.

Ordering Designation

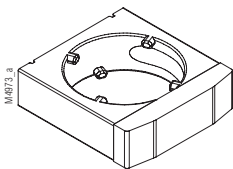
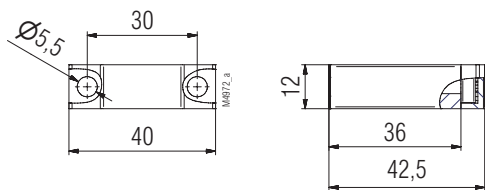
End module M/K
Article number: 0066969

Bayonet ring/K
Article number: 0066968

Dimension [mm]



End module M/K



Bayonet ring/K